

## Ficha de Trabajo

### Datos Generales

Asignatura	INGLÉS I
Grado	1°
Quincena	3 16-31 OCTUBRE

### Contenidos

1. Verbo "TO BE" repaso y explicación.
2. Comprensión de textos.
3. Producción de textos.
4. Decir la hora.

### Aprendizajes esperados

Revisa y comprende información.

Entiende el sentido general.

Escribe enunciados que forman textos.

### Descripción de las actividades:

1. TO BE (REVIEW). Imprime los ejemplos o cópialos en tu libreta.
2. TRUE OR FLASE. Lee el texto y selecciona "True" o "False".  
-EXPLANATION. Imprime la explicación o cópiala en tu libreta.
3. CHOOSE THE CORRECT ANSWER. Lee las oraciones. Circula la respuesta correcta.
4. DRAW A PICTURE. Haz un dibujo de tu familia. Ahora escribe acerca de ella como en el ejercicio 2.
5. WHAT TIME IS IT?  
-Copia el ejemplo en tu libreta.  
- Haz click en los enlaces para ver los videos. Toma nota en tu libreta.
  - <https://www.youtube.com/watch?v=3Posbu-VKxU>
  - <https://www.youtube.com/watch?v=4jn2-Jv7DoE>
6. WHAT TIME IS IT? PRACTICE. Escribe la hora correcta debajo de cada reloj.



## Materiales:

- Hoja de actividades
- Libreta
- Computadora
- Internet

## Característica de tus productos:

- La hoja de trabajo debe estar contestada por completo.
- Agrega tu nombre a la hoja de trabajo.
- Debes tomar foto clara y nítida de tu hoja de trabajo o escanearla.
- Asegúrate de enviar la foto o scan de tus evidencias de manera VERTICAL.
- La ficha de trabajo debe tener firma de enterado y revisado del padre de familia o tutor.
- Respeta el medio de envío de evidencias (e-mail o Classroom), según las indicaciones que te dio tu maestro.
- Cada ejercicio tiene un valor de un punto y la suma de tu puntuación corresponderá proporcionalmente al 100% de tu evaluación.

## ENVIA TU TRABAJO DEPENDIENDO DE TU GRUPO A:

1G:

1H:

1I: Código de Classroom: lyvyvby

1J: Código de classroom: ljbdk5


1K Código de classroom: dmv3zgm

1L: Correo electrónico: inglésgustavo22@gmail.com




## 1. TO BE (REVIEW)

Print the examples or copy them in your notebook.

<p><b>Present simple verb 'to be'</b></p> <p><b>"I am ten years old."</b></p>  <p><b>Examples</b> I am twelve years old! They are Egyptian. My mum is a doctor.</p>	<p><b>Remember!</b> I am = I'm You are = You're He is = He's She is = She's It is = It's We are = We're They are = They're</p> <p><b>Be careful!</b> For negatives add 'not'. The negative of 'I am' is 'I'm not' or 'I am not'.  I'm not 9 years old! They're not English. She's not a teacher.</p>
--	--

## 2. TRUE OR FALSE

Read and circle True or False.



I'm seven years old. I have got one brother and one sister. They are older – he is eight and she's ten. My mum is a doctor. My dad isn't a doctor, he's a teacher. We are very happy because it's Saturday and we aren't at school!

- |                                 |                                       |                             |
|---------------------------------|---------------------------------------|-----------------------------|
| a. He is seven years old.       | <input checked="" type="radio"/> True | <input type="radio"/> False |
| b. His sister is six years old. | <input type="radio"/> True            | <input type="radio"/> False |
| c. His dad is a teacher.        | <input type="radio"/> True            | <input type="radio"/> False |
| d. They are sad today.          | <input type="radio"/> True            | <input type="radio"/> False |

## EXPLANATION

Print the explanation or copy it in your notebook.



*We can use the **present simple** of the verb 'to be' to talk about situations and states in the present.*  
*I am... You are... He/She/It is... We are... They are...*


3. CHOOSE THE ANSWER

Read the sentences. Circle the correct answer.

- a. I \_\_\_\_\_ 12 years old. **am** / is / are
- b. My brother \_\_\_\_\_ at university. **he's** / is / are
- c. He \_\_\_\_\_ good at swimming. **not** / 's not / note
- d. \_\_\_\_\_ she in the school play? **Ares** / Is / Am
- e. I \_\_\_\_\_ short. **is** / 'm / 's
- f. They \_\_\_\_\_ always late for school. **arent** / aren't / ares

4. DRAW A PICTURE

Draw a picture of your family. Now write about your family like in exercise 1.



5. WHAT TIME IS IT?

-Copy the example in your notebook.

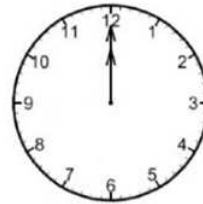
<b>QUESTION:</b>	What time is it?
<b>ANSWER:</b>	It is three o'clock.

-Click on the links and watch the videos. Take notes on your notebook.

- <https://www.youtube.com/watch?v=3Posbu-VKxU>
- <https://www.youtube.com/watch?v=4jn2-Jv7DoE>

6. WHAT TIME IS IT? PRACTICE

Write the correct time under each clock.



7. Escucha el video y canta la canción.

<https://youtu.be/wVc3dYmJHxM>

Si quieres puedes imprimir la hoja y colorear, si no tienes impresora realiza el dibujo en tu libreta.

# five Little PUMPKINS Sitting ON the Gate

Five little pumpkins sitting on the gate  
The first one said, "Oh my, it's getting late!"  
The second one said, "There are witches in the air!"  
The third one said, "But we don't care!"  
The fourth one said, "Let's run and run and run!"  
The fifth one said, "Let's have some Halloween fun!"  
Then whoooooosh went the wind  
And OUT went the light  
And the five little pumpkins...  
Rolled out of sight!

