



**BIWEEKLY PROJECT 3**  
**THIRD GRADE**

**October 15<sup>th</sup>- 30<sup>th</sup>**

**PAST CONTINUOUS (PAST PROGRESSIVE)**

**YOU CAN DO IT! ENGLISH IS FUN!**

**\*\*IMPORTANTE\*\***

**RECUERDA ENVIAR TUS TRABAJOS DE INGLÉS SIEMPRE CON EL SIGUIENTE ASUNTO EN EL CORREO:**  
**GRADO+GRUPO+APPELLIDO PATERNO+NOMBRE**  
**EJEMPLO: 3D Villanueva Laura**



**ACTIVITY 1**

**WATCH THIS VIDEO TO UNDERSTAND THE TOPIC.** <https://youtu.be/RJAqKEIjAFw>

- 1. COPY THE FOLLOWING INFORMATION IN YOUR NOTEBOOK.**
- 2. SEND IT TO YOUR TEACHER IN A CLEAR AND GOOD PICTURE.**

**PAST CONTINUOUS/ PAST PROGRESSIVE**

We use **PAST CONTINUOUS/ PROGRESSIVE** to talk about:





- An action that was going on a specific time in the past.  
**\* We were watching a movie at 11 o'clock last night.**



- An action that was already happening when another action happened.  
**\* I was listening to the teacher when the class finished.**  
**\* While I was writing the bell rang.**



- Two actions that were happening at the same time.  **\* While I was swimming, a shark was passing next to me.** 

NOTICE that sentences in **PAST CONTINUOUS/ PROGRESSIVE**, use the connectors **WHEN / WHILE**.

**AFFIRMATIVE SENTENCES**

SUBJECT + WAS/WERE + VERB+ ING

**NEGATIVE SENTENCES**

SUBJECT + WAS/WERE + NOT + VERB+ ING



## ACTIVITY 2

**COPY THE FOLLOWING EXERCISE ON YOUR NOTEBOOK. WRITE THE CORRECT NUMBER IN RED COLOR.**

**SEND IT TO YOUR TEACHER IN A CLEAR AND GOOD PICTURE.**

A. When I \_\_\_\_\_ exercise I \_\_\_\_\_.

1. was doing 2. were starting 3. fell down 4. bought

B. While Carlos \_\_\_\_\_ his exam, he \_\_\_\_\_ at his cell phone.

1. was not looking 2. were starting 3. was answering 4. were playing

C. We \_\_\_\_\_ while our classmate \_\_\_\_\_.

1. were not swimming 2. was singing 3. were listening 4. ran

D. We \_\_\_\_\_ our normal life when the pandemic \_\_\_\_\_.

1. started 2. were living 3. was running 4. was dancing

E. I \_\_\_\_\_ a videogame when my aunt \_\_\_\_\_ me with a present 😊 .

1. was drinking 2. was playing 3. surprised 4. Went



## ACTIVITY 3

**1. READ THE TEXT ON THE NEXT PAGE.**

**2. COPY THE SENTENCES WITH DIFFERENT COLORS.**

**3. UNDERLINE THE CONNECTORS **WHILE & WHEN** AND THE **VERBS**, AS INDICATED.**

**4. TAKE A PICTURE OF YOUR TEXT AND SEND IT IN A CLEAR AND GOOD PICTURE.**



## The Day of the Dead vs Halloween



Yesterday, Juan from Mexico and Andrew from The United States were discussing about the differences and similarities between The Day of the Dead and Halloween, when Stefano, from Italy arrived.

Stefano was walking by when he listened to their conversation.

Juan was saying that Mexican's day of the Dead is a unique celebration in the world when Andrew interrupted. He said, while he was trying to defend his point of view, that Halloween was funny and more popular.

While Andrew was speaking, Stefano asked them if it was possible to consider both celebrations important.

While he was sitting between them, he explained that there are many traditions around the world that people feel proud of, and that it was not necessary to see which one was better than the other.

While he was standing up, he whispered on Juan's ear:

"Nothing to discuss, man! Mexico's Día de Muertos is the best celebration in the planet. They honor the people who once made us happy and will be remembered forever."



### ACTIVITY 4

**Día de Muertos vocabulary**

**COPY THE CHART** and draw or paste **THE WORD** in each space. **Be original.**

**Take a picture of the evidence and send it in a clear and good picture.**

(TO) SET THE ALTAR	SEEDS AND GRAINS	ORANGES WITH PAPER FLAGS	PERSONAL BELONGINGS
THE DEATH	(TO) DIE	SALT	PICTURE
SWEET SKULLS	CANDLES	TYPICAL FOOD	MIRRORS
CEMPAZUCHITL FLOWERS	ALCOHOL (BEER, TEQUILA, ETC)	"PAPEL PICADO"	MEXICAN LOTERY



### ACTIVITY 5



## HALL<sup>O</sup>WEEN VO<sup>O</sup>CABULARY



COPY THE CHART and draw or paste THE WORD in each space. **Be original.**

Take a picture of the evidence and send it in a clear and good picture.

PUMPKIN	SKELETON	GRAVEYARD	GHOST
TRICK OR TREAT	MUMMY	WITCH	HAUNTED HOUSE
COSTUMES	CAULDRON	BAT	COFFIN
SKULL	FULL MOON	JACK-O'-LANTERN	OWL

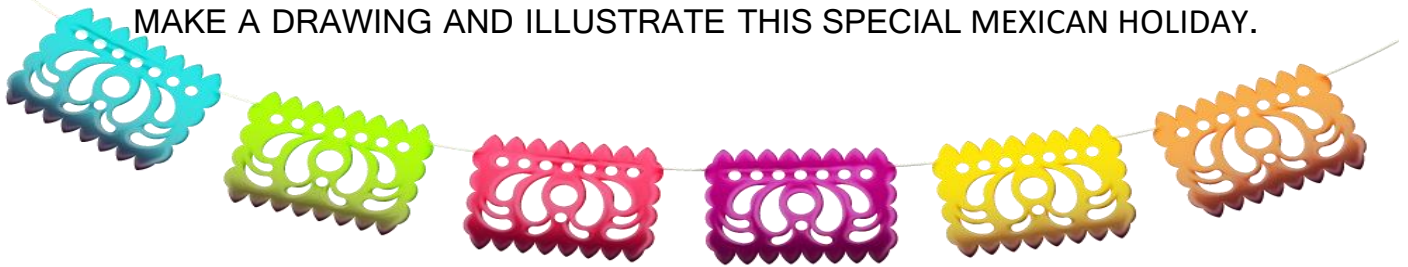


### ACTIVITY 6 – OPTIONAL



## HOW DO YOU CELEBRATE THE DAY OF THE DEAD?

MAKE A DRAWING AND ILLUSTRATE THIS SPECIAL MEXICAN HOLIDAY.



### CELEBRATE MEXICAN TRADITIONS

#STAYHOME

SEE YOU SOON & TAKE CARE

**YOUR ENGLISH TEACHERS MISS YOU AND APPRECIATE YOUR EFFORT.**

### EN RESUMEN

**ACTIVITY 1: COPIA EN TU LIBRETA. ENVÍA UNA FOTO BUENA Y NÍTIDA.**

**ACTIVITY 2: COPIA EN TU LIBRETA. ENVÍA UNA FOTO BUENA Y NÍTIDA.**

**ACTIVITY 3: LEE, COPIA, SUBRAYA. ENVÍA UNA FOTO BUENA Y NÍTIDA.**

**ACTIVITY 4: COPIA EL VOCABULARIO EN TU LIBRETA, DIBUJA/PEGA. MEMORIZA.  
ENVÍA UNA FOTO BUENA Y NÍTIDA.**

**ACTIVITY 5: COPIA EL VOCABULARIO EN TU LIBRETA, DIBUJA/ PEGA. MEMORIZA.  
ENVÍA UNA FOTO BUENA Y NÍTIDA.**

**ACTIVITY 6: OPCIONAL. ENVÍA FOTO NÍTIDA EN CASO DE REALIZAR ESTA ACTIVIDAD.**