



**BIWEEKLY PROJECT 4**                      **NOVEMBER 1<sup>ST</sup> – NOVEMBER 14<sup>TH</sup>**  
**FIRST GRADE**    **NUMBERS, ALPHABET, DAYS OF THE WEEK AND MONTHS OF THE YEAR**

**ACTIVITY 1. NUMBERS**

**INSTRUCTIONS.**

Check the chart with **cardinal numbers** and do the exercises. **Copy it in your notebook.**

## Numbers in English

VocabPage

ones	teens	twenties	thirties	forties
0 zero, oh, nil	10 ten	20 twenty	30 thirty	40 forty
1 one	11 eleven	21 twenty-one	31 thirty-one	41 forty-one
2 two	12 twelve	22 twenty-two	32 thirty-two	42 forty-two
3 three	13 thirteen	23 twenty-three	33 thirty-three	43 forty-three
4 four	14 fourteen	24 twenty-four	34 thirty-four	44 forty-four
5 five	15 fifteen	25 twenty-five	35 thirty-five	45 forty-five
6 six	16 sixteen	26 twenty-six	36 thirty-six	46 forty-six
7 seven	17 seventeen	27 twenty-seven	37 thirty-seven	47 forty-seven
8 eight	18 eighteen	28 twenty-eight	38 thirty-eight	48 forty-eight
9 nine	19 nineteen	29 twenty-nine	39 thirty-nine	49 forty-nine

tens	hundreds	thousands+
10 ten	100 one hundred	1,000 one thousand
20 twenty	200 two hundred	10,000 ten thousand
30 thirty	300 three hundred	100,000 one hundred thousand
40 forty	400 four hundred	1,000,000 one million
50 fifty	500 five hundred	10,000,000 ten million
60 sixty	600 six hundred	100,000,000 one hundred million
70 seventy	700 seven hundred	1,000,000,000 one billion
80 eighty	800 eight hundred	10,000,000,000 ten billion
90 ninety	900 nine hundred	100,000,000,000 one hundred billion
		1,000,000,000,000 one trillion

© VocabularyPage.com

example **1,452,639** one million four hundred fifty-two thousand six hundred thirty-nine

**Copy in your notebook and solve the tasks; write the numbers in English, follow the example:**

<b>Example:</b> <b>a) 275 + 13 = 288. Two hundred eighty-eight</b>	<b>b) 25 X 4 =</b>	<b>c) 468 – 13 =</b>
<b>d) 117 + 17 =</b>	<b>e) 719- 23 =</b>	<b>f) 68 ÷ 4 =</b>

**Now copy this information:**














ESCUELA SECUNDARIA OFICIAL PROFESOR JOSÉ CIRIACO CRUZ  
ACADEMIA DE INGLÉS  
CICLO ESCOLAR 2020-2021

**Ordinal number**; a number defining the position of something in a series, such as first, second or third. Ordinal numbers are used as adjectives, nouns and pronouns. Check the **ordinal numbers** and do the exercise.

1st	First	11th	Eleventh	21st	Twenty-first	31st	Thirty-first
2nd	Second	12th	Twelfth	22nd	Twenty-second	40th	Fortieth
3rd	Third	13th	Thirteenth	23rd	Twenty-third	50th	Fiftieth
4th	Fourth	14th	Fourteenth	24th	Twenty-fourth	60th	Sixtieth
5th	Fifth	15th	Fifteenth	25th	Twenty-fifth	70th	Seventieth
6th	Sixth	16th	Sixteenth	26th	Twenty-sixth	80th	Eightieth
7th	Seventh	17th	Seventeenth	27th	Twenty-seventh	90th	Ninetieth
8th	Eighth	18th	Eighteenth	28th	Twenty-eighth	100th	One hundredth
9th	Ninth	19th	Nineteenth	29th	Twenty-ninth	1,000th	One thousandth
10th	Tenth	20th	Twentieth	30th	Thirtieth	1,000,000th	One millionth

Copy the following information in your notebook, and complete the information with ordinal numbers.

**ordinal numbers**

Monkey	Lion	rabbit	tiger	dog	giraffe	sheep	horse	goat	turkey	cow
										
1 <sup>st</sup>	2 <sup>nd</sup>	3 <sup>rd</sup>	4 <sup>th</sup>	5 <sup>th</sup>	6 <sup>th</sup>	7 <sup>th</sup>	8 <sup>th</sup>	9 <sup>th</sup>	10 <sup>th</sup>	11 <sup>th</sup>

Which animal is the:

1. Fourth – \_\_\_\_\_
2. Seventh – \_\_\_\_\_
3. Second – \_\_\_\_\_
4. Sixth – \_\_\_\_\_
5. Ninth – \_\_\_\_\_
6. First – \_\_\_\_\_
7. Third – \_\_\_\_\_
8. Tenth – \_\_\_\_\_
9. Eighth – \_\_\_\_\_
10. Fifth – \_\_\_\_\_

iSL.Co



## ACTIVITY 2. ALPHABET

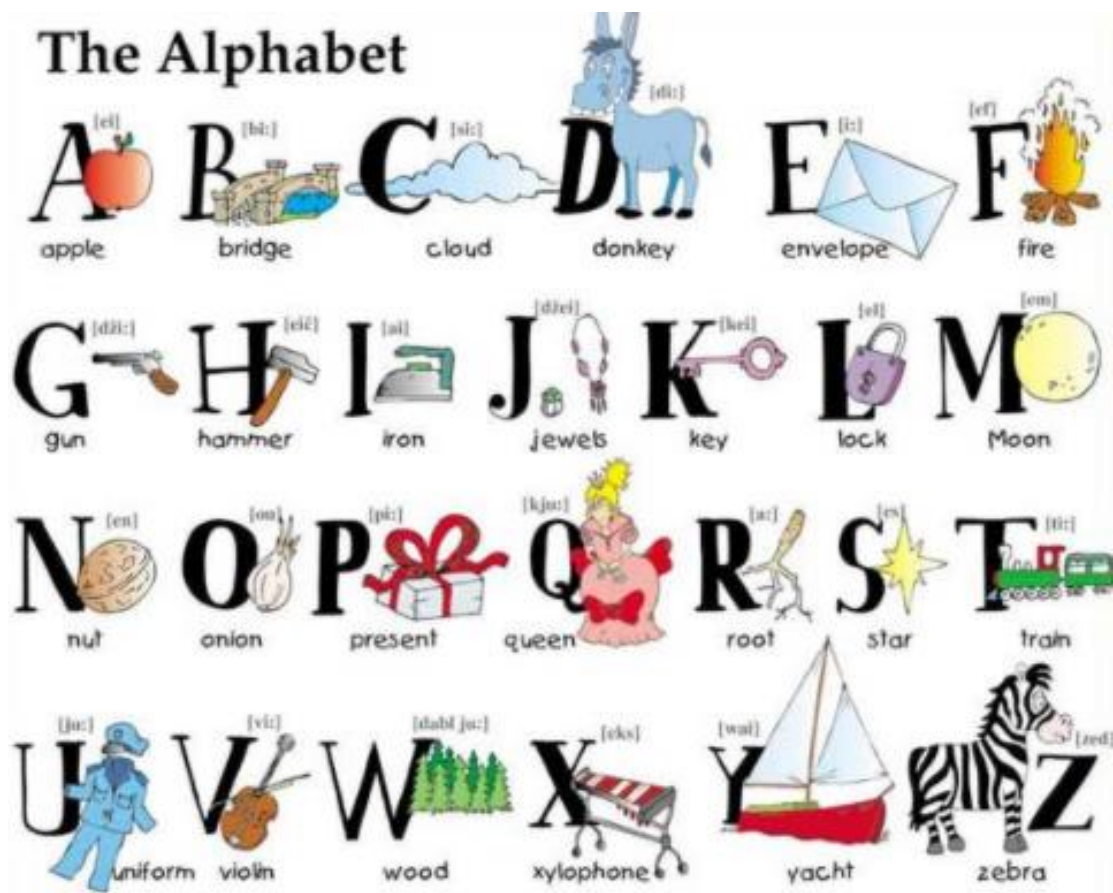
### INSTRUCTIONS.

Listen to the pronunciation and practice the alphabet

<https://www.papora.com/es/blog/abecedario-ingles/>

Now listen to the A,B,C,D song [https://www.youtube.com/watch?v=d-Q-a\\_4R61k](https://www.youtube.com/watch?v=d-Q-a_4R61k)  
and then sing it with somebody.

**In your notebook create a pictiory with the alphabet letters, like the **example:**  
**Es importante usar palabras nuevas en este ejercicio.** Here is an example.**





### ACTIVITY 3. DAYS OF THE WEEK AND MONTHS OF THE YEAR.

#### INSTRUCTIONS.

Copy the following information in your notebook.

Days
Monday
Tuesday
Wednesday
Thursday
Friday
Saturday
Sunday

Months
January
February
March
April
May
June
July
August
September
October
November
December

Copy the following exercise in your notebook and complete according to the day.

Yesterday	Today	Tomorrow
	Wednesday	
	Friday	
	Sunday	
	Saturday	
	Tuesday	
	Thursday	
	Monday	



**FIRST GRADE PERSONAL & POSSESSIVE PRONOUNS & ARTICLES**

**ACTIVITY 4. PERSONAL PRONOUNS CHART & EXERCISES**

**INSTRUCTIONS.** Copy this information in your notebook.

**Personal pronouns** are pronouns that refer to a specific person, thing, animal, or group in a sentence.

**For example:** John es mi hermano. **He is my brother.**

A subject **pronoun** indicates who or what performs the action of a sentence.

An **object pronoun** indicates who or what receives the action.

**Watch the following chart**

<b>SUBJECT PRONOUNS (BEFORE THE VERB)</b>	<b>OBJECT PRONOUNS (AFTER THE VERB/A PREPOSITION)</b>
<b>I</b> work in an office	He calls <b>me</b> every day.
<b>You</b> are funny.	I like <b>you</b> a lot.
<b>He</b> lives in a house.	Give it to <b>him</b> after class.
<b>She</b> has two daughters.	I see <b>her</b> every day.
<b>It</b> is a nice car.	Do you like <b>it</b> or not?
<b>We</b> speak English.	Can you take <b>us</b> with you?
<b>You</b> are often late.	Can I visit <b>you</b> this summer?
<b>They</b> don't watch TV.	Speak to <b>them</b> . They're nice.



Copy in your notebook and change the word in parentheses using a personal pronoun. Write in the blank space. Look the example.

He is dreaming (**George**)  
\_\_\_\_\_ is green (**the blackboard**)  
\_\_\_\_\_ is running (**the dog**)  
\_\_\_\_\_ are watching TV (**my mother and I**)  
\_\_\_\_\_ are in the garden (**the flowers**)  
\_\_\_\_\_ is from San Luis Potosi (**Victoria**)

Now, change the words that are underline, using the personal pronouns.

<u>My father</u> is tall	<b>He</b> is tall.
<u>This rose</u> is red	___ is red
<u>My brother</u> is a farmer	___ is a farmer
<u>My mother</u> is thirty.	___ is thirty
<u>Toy</u> is mi dog	___ is my dog
<u>Tom and Jane</u> are my friends	___ are my friends.



## ACTIVITY 5. POSSESSIVE CHART & EXERCISES

### INSTRUCTIONS.

Copy in your notebook, the following chart is a comparative.

SUBJECT PRONOUN		POSSESSIVE ADJECTIVE	
<b>I</b>	I have a shirt.	<b>MY</b>	My shirt is green.
<b>YOU</b>	You have a book.	<b>YOUR</b>	Your book is new.
<b>HE</b>	He has a pillow.	<b>HIS</b>	His pillow is soft.
<b>SHE</b>	She has a dog.	<b>HER</b>	Her dog is small.
<b>IT</b>	It has a bone.	<b>ITS</b>	Its bone is old.
<b>WE</b>	We have a bird.	<b>OUR</b>	Our bird is noisy.
<b>YOU</b>	You have a house.	<b>YOUR</b>	Your house is big.
<b>THEY</b>	They have a car.	<b>THEIR</b>	Their car is slow.

**YOUR = Possessive Adjective**  
- You need to bring your dictionary.  
**YOU'RE = You are (contraction)**  
- You're an excellent student.

**ITS = Possessive Adjective**  
- The dog played with its ball.  
**IT'S = It is (contraction)**  
- It's very hot right now.

Copy in your notebook and translate the sentences from Spanish to English. Using the possessive form.

Spanish	English
Ellos ven su television	<b>They watch their tv.</b>
Pablo presta su chamarra	
Los alumnos hacemos nuestra tarea	
La maestra envia sus comentarios	
Cuando desayuno, yo lavo mi plato.	
Mi perro juega con su pelota.	



### ACTIVITY 6. ARTICLES A, AN & THE

#### INSTRUCTIONS.

Watch the video in this link <https://www.youtube.com/watch?v=i3zwdZTqBRQ>

Then, copy the exercise and complete the sentences using “a”, “an” or “the”.

	Sample: I will have ____ cup of the	I will have <b>a</b> cup of tea.
1.	1. He goes to _____ university in California .	
2.	2. Can I eat _____ apple?	
3.	3. There is _____ excellent film at the cinema.	
4.	4. Can you give me _____ example	
5.	5. The train will arrive in _____ hour	
6.	6. My father is _____ doctor	
7.	7. My mother is _____ architect.	
8.	8. My sister goes to _____ university in the north	
9.	9. There is _____ hotel near here.	
10	10. He is _____ honest person.	



Read the following text and copy in your notebook. Illustrated.



## Day of the Dead

(El Día de los Muertos)

On the [Day of the Dead](#), people in [Mexico](#) remember and honor their dead relatives. On this day, they decorate their homes with special home altars featuring playful imagery of human skeletons, and leave offerings of food for the spirits of the dead. Also, the graves of the deceased relatives are visited and cared for. The Day of the Dead is celebrated from the evening of October 31 through November 2.



### Actividades que se evalúan

Actividad 1	<b>Numbers</b>	Tabla con operaciones matemáticas Tabla de posiciones.
Actividad 2	<b>Alphabet</b>	Pictionary.
Actividad 3	<b>Days of the week and months of the year.</b>	Tabla y actividad con los días de la semana.
Actividad 4	<b>Personal pronouns chart &amp; exercises</b>	Oraciones escritas utilizando el pronombre personal correspondiente.
Actividad 5	<b>Possessive chart &amp; exercises</b>	Oraciones traducidas a inglés.
Actividad 6	<b>Articles a, an &amp; the</b>	Tabla completa con la oración escrita con el artículo <b>a, an</b> o <b>the</b> correspondiente.
Final	<b>Traditions</b>	Texto copiado e ilustrado en tu libreta.



## EVALUACIÓN ACTIVIDAD 4

NAME:			
	ACTIVIDAD	VALOR	PUNTOS
<b>Numbers</b>	Tabla con operaciones matemáticas	1	
	Tabla de posiciones	1	
<b>Alphabet</b>	Pictionary	2	
<b>Days of the week and months of the year.</b>	Tabla y actividad con los días de la semana.	1	
<b>Personal pronouns chart &amp; exercises</b>	Oraciones escritas utilizando el pronombre personal correspondiente.	1	
<b>Possessive chart &amp; exercises</b>	Oraciones traducidas a inglés	2	
<b>Articles a, an &amp; the</b>	Tabla completa con la oración escrita con el artículo <b>a, an o the</b> correspondiente	1	
<b>Traditions</b>	Texto copiado e ilustrado en tu libreta.	1	
	<b>TOTAL</b>	10	

**\*\* Cada actividad tiene su puntaje máximo\*\***

Teacher:

**\*\*IMPORTANTE\*\***

**RECUERDA ENVIAR TUS TRABAJOS DE INGLÉS SIEMPRE CON EL SIGUIENTE**

**ASUNTO EN EL CORREO:**

**GRADO+GRUPO+APELLIDO PATERNO+NOMBRE**

**EJEMPLO: 1G**

Villanueva Laura